

OVERVIEW

MOTOR SPECIFICATIONS

FIELDBUS OPTIONS

BRAKE OPTIONS

CONNECTIVITY

PERIPHERALS

POWER SUPPLIES & SHUNTS

GEAR HEADS

SOFTWARE

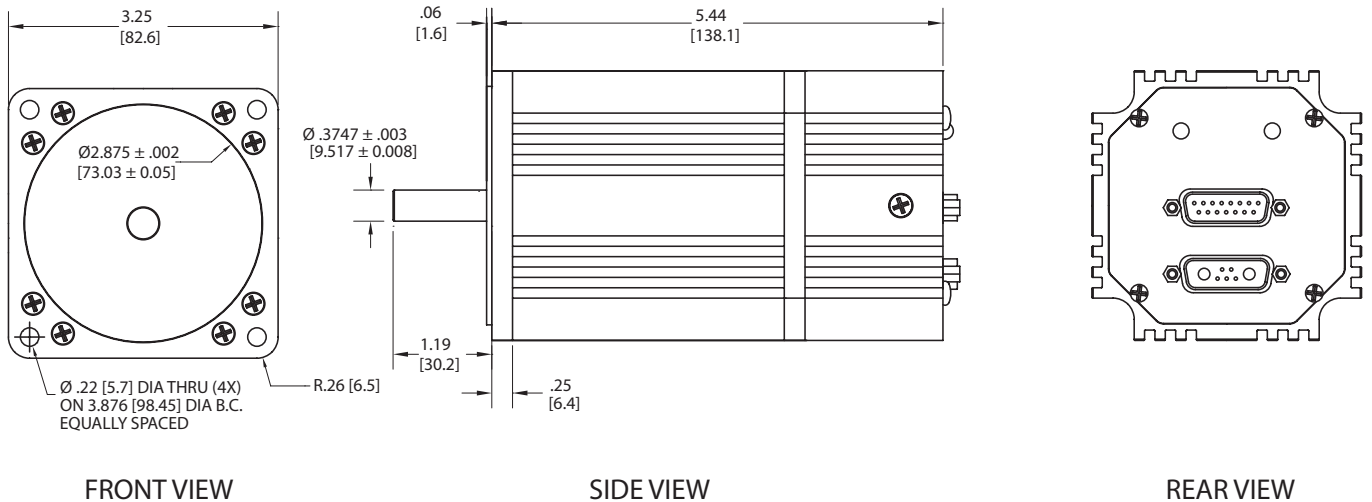
APPENDIX

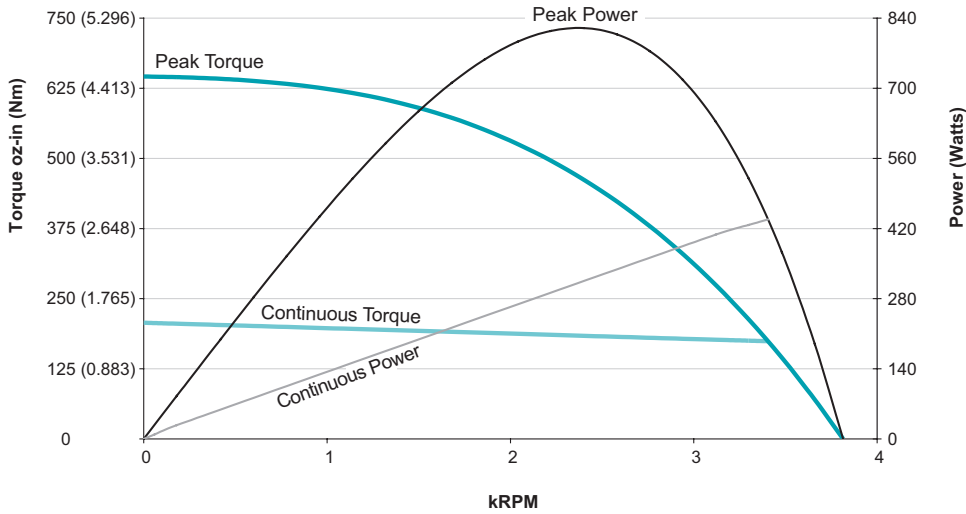
SM3440D-PLS2		
Continuous Torque	12.94	in-lb
	207	oz-in
	1.46	N-m
Peak Torque	40.38	in-lb
	646	oz-in
	4.56	N-m
Nominal Continuous Power	438	Watt
No Load Speed	3,800	RPM
Continuous Current @ Nominal Power	11.6	Amps
Voltage Constant	12.9	V/kRPM
Winding Resistance	0.6	ohms
Encoder Resolution	8,000	Counts/Rev
Rotor Inertia	0.025	oz-in-sec <sup>2</sup>
	17.660	10 <sup>-6</sup> Kg-m <sup>2</sup>
Weight	5.5	lb
	2.49	kg
Shaft Diameter	0.375	in
	9.53	mm
Shaft, Radial Load	15	lb
	6.80	kg
Shaft, Axial Thrust Load	3	lb
	1.36	kg
EtherNet Available		
DeviceNet Available		Yes
ProfiBus Available		Yes
CanOpen Available		



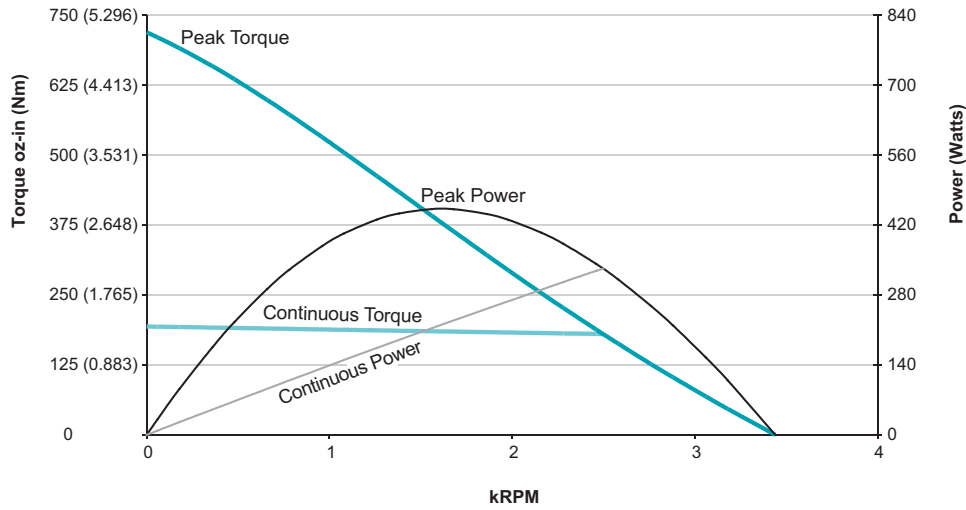
## Animatics SmartMotor SM3440D-PLS2 (No Options) CAD Drawing

in [mm]

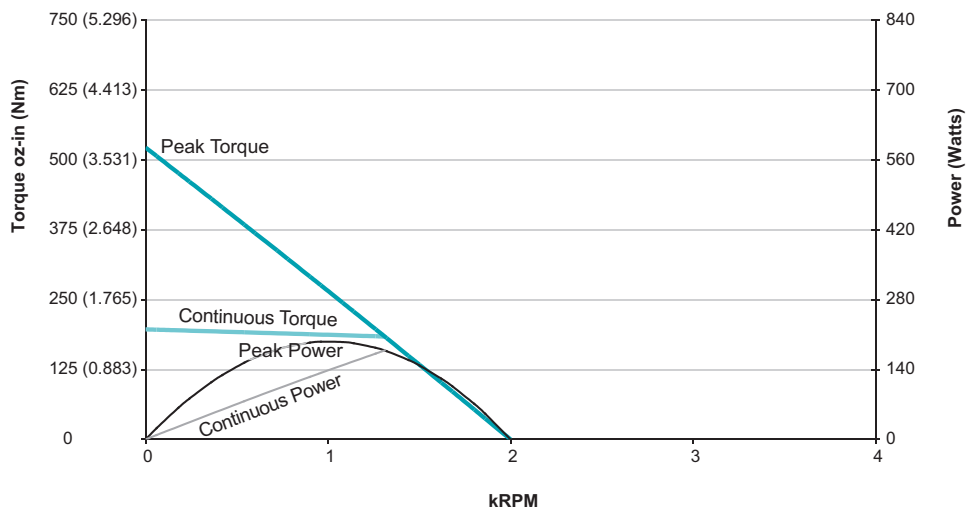




**SM3440D-PLS2**  
**at 48 VDC**  
**at rise to 85°C**



**SM3440D-PLS2**  
**at 42 VDC**  
**at rise to 85°C**



**SM3440D-PLS2**  
**at 24 VDC**  
**at rise to 85°C**